

PRESRV™

BEVERAGE
COOLER

SINGLE ZONE

Harmoniously integrate the new Presrv™ Panel-Ready Beverage Cooler into any space to match your cabinetry with ease. Featuring a Full-Extension Wood Rack to hold your favorite wine and craft brew;

PreciseTemp™ temperature control for maintaining accurate temperatures; and Active Cooling Technology to ensure even cooling.

ZEPHYR
ZEPHYRONLINE.COM



Shown with overlay panel and handle, not included



Full-Extension Wood Rack



PreciseTemp™

How Presrv™ Stands Out:

34°

PreciseTemp™

Multiple internal sensors help maintain accurate temperatures



Vibration Dampening System

Noise and vibration is reduced to minimize wine disturbance



Active Cooling Technology

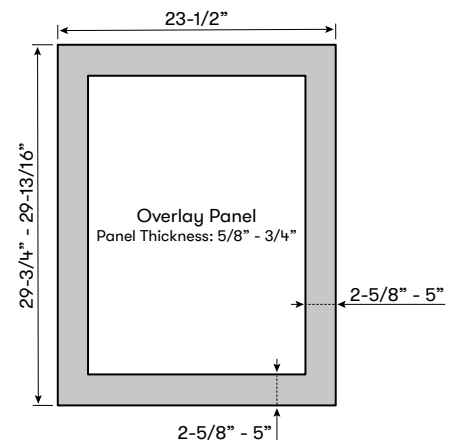
An on-board computer controls an active cooling fan to provide temperature stability and even cooling



3-Color LED Lighting

Available in Cloud White, Deep Blue and Amber

Overlay Panel Dimensions



MODEL

Single Zone Beverage Cooler PRB24C01BPG

Size 24"
 Dimensions 23-7/8"W x 33-7/8"H x 23-3/4"D*
 Weight 110lbs.
 Installation Type Compact / Built-in / Freestanding
 Refrigerant Type R600a

FEATURES

Capacity 13 bottles (750 ml), 8+ 12oz cans or
 7 bottles (750 ml), 112 12oz cans

Volume 5.6 cu/ft

Temperature Range 34° - 50° F

Sound Level 39 dBA

Door Finish Panel-Ready + Glass

Cabinet Finish Black

Interior Finish Black

Field-Reversible Door Yes

Door Glass Dual-pane, Low-e Argon-filled**

Shelving - Wood 1 full-extension, black wood rack

Shelving - Beverage 2 adjustable, transparent-gray glass shelves w/ airflow openings

Controls Electronic Capacitive Touch

Lighting 3-Color LED
 Cloud White, Deep Blue, Amber

Panel-Ready Yes, 5/8" or 3/4" thickness

Door Open Alarm Yes, after 3 minutes

Sabbath Mode Yes

Air Filtration Yes, w/ carbon filter

PreciseTemp™ Yes

Active Cooling Technology Yes

Vibration Dampening System Yes

AC POWER 115V, 60Hz at Max. 1.5A

OPTIONAL ACCESSORIES

Contemporary Handle Kit PRHAN-C101

Pro Handle Kit PRHAN-C001

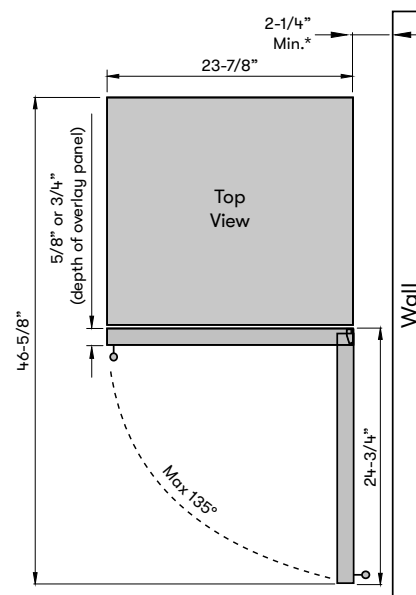
Glass Shelf 50150027

WARRANTY 2 years parts, 5 years compressor
 1 year labor

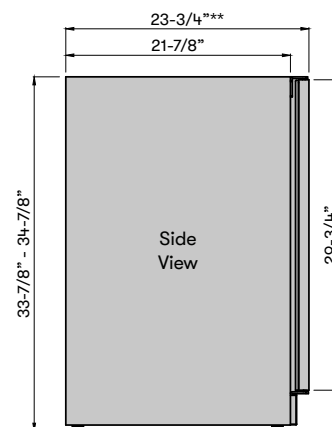
*Depth dimension based on 3/4" thick panel



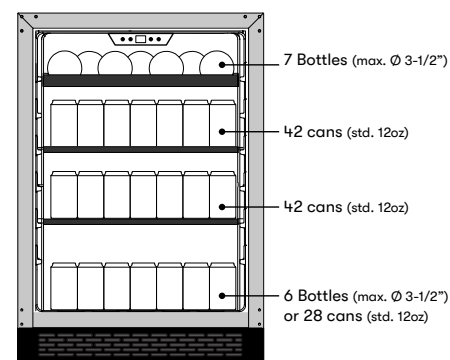
**Dual-pane, argon-filled glass improves insulation to minimize heat exchange and increases soundproofing characteristics. The Low-e coating helps minimize the amount of UV and infrared light that passes through the glass door.



*When using an optional Zephyr handle



**Depth with 3/4" thick overlay panel



Transforming the Kitchen through Design, Discovery, and Care

Specifications subject to change, check zephyronline.com for up-to-date information.
 Zephyr | 2277 Harbor Bay Parkway, Alameda, CA 94502 | 888.880.8368

MAR20.0101