



48" STAINLESS STEEL WALL CHIMNEY HOODS

DHW482 | HERITAGE COLLECTION



GENERAL PROPERTIES

FINISH	STAINLESS STEEL
--------	-----------------

OPTIONAL ACCESSORIES

RECIRCULATION KIT	AVDH2
-------------------	-------

NUMBER OF MOTORS

(2) DOUBLE BLOWER	1200 CFM
-------------------	----------

TECHNICAL INFORMATION

CIRCUIT REQUIREMENTS	120VAC, 15AMP, GROUNDED DEDICATED, 3-WIRE CIRCUIT
----------------------	--

TOTAL CONNECTED LOAD	120VAC/60HZ
----------------------	-------------

MAX CURRENT DRAW	6.8 AMPS
------------------	----------

SHIPPING WEIGHT	88LBS
-----------------	-------

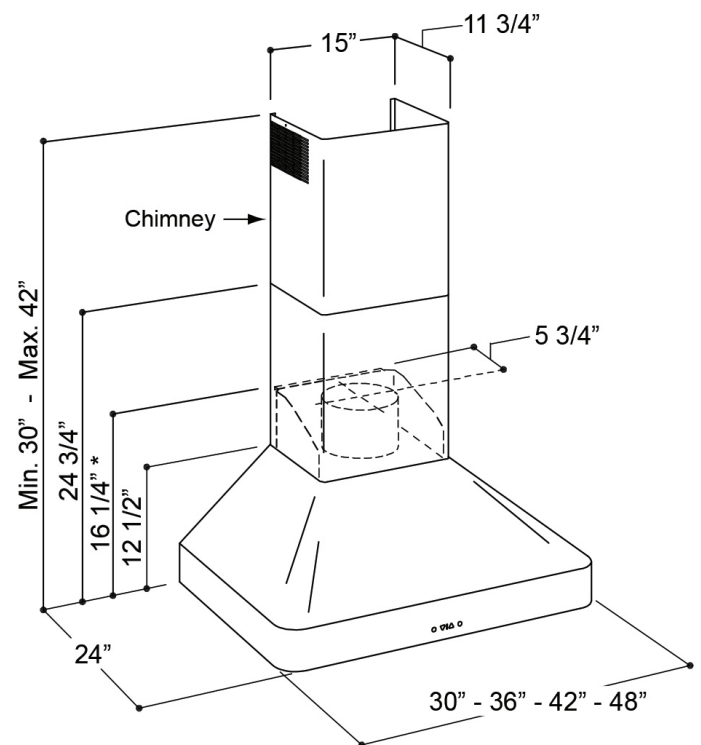
PRODUCT DIMENSIONS

WALL DIMENSIONS (H X W X D) (IN.)	30"-42" X 48" X 24"
-----------------------------------	---------------------

FEATURES & BENEFITS

- 8" diameter exhaust. Can accommodate up to a 10" duct.
- Squirrel cage style blower. 4 blower speeds.
- Auto off setting after 4 hours.
- Blue illuminated electronic control panel.
- 10 minute Timer (motor runs for 10 minutes and then automatically shuts off).
- 20 watt halogen lights (can be used w/ 10, 20, or 30w bulbs)
- Easy-to-clean Baffle Filter System, dishwasher safe.
- Hood can be installed to exhaust through the ceiling or rear wall

DHW MODEL



**Warranty: Limited, parts and labor for one year



42" STAINLESS STEEL WALL CHIMNEY HOODS

DHW421 | HERITAGE COLLECTION



GENERAL PROPERTIES

FINISH	STAINLESS STEEL
--------	-----------------

OPTIONAL ACCESSORIES

RECIRCULATION KIT	AVDH1
-------------------	-------

NUMBER OF MOTORS

(1) SINGLE BLOWER	600 CFM
-------------------	---------

TECHNICAL INFORMATION

CIRCUIT REQUIREMENTS	120VAC, 15AMP, GROUNDED DEDICATED, 3-WIRE CIRCUIT
----------------------	---

TOTAL CONNECTED LOAD	120VAC/60HZ
----------------------	-------------

MAX CURRENT DRAW	3.6 AMPS
------------------	----------

SHIPPING WEIGHT	71 LBS
-----------------	--------

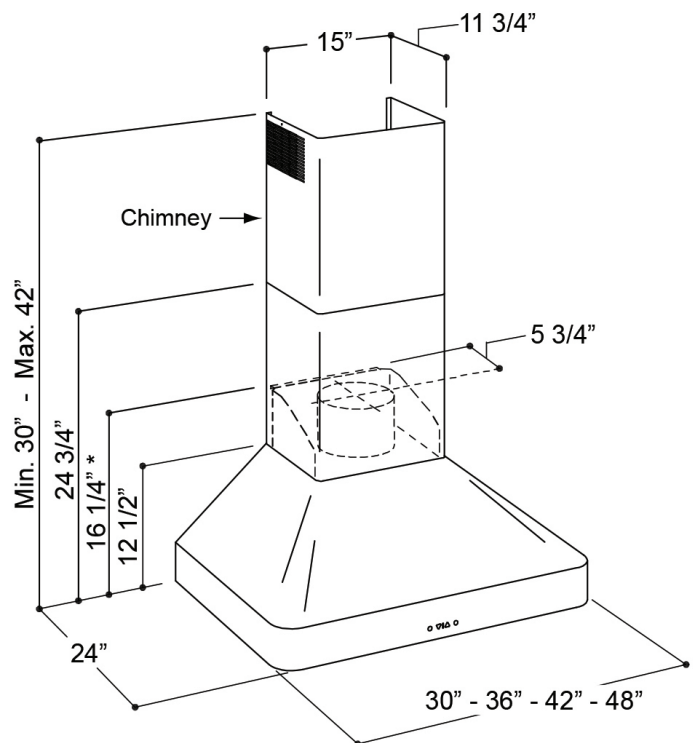
PRODUCT DIMENSIONS

WALL DIMENSIONS (H X W X D) (IN.)	30"-42" X 42" X 24"
-----------------------------------	---------------------

FEATURES & BENEFITS

- 8" diameter exhaust. Can accommodate up to a 10" duct.
- Squirrel cage style blower. 4 blower speeds.
- Auto off setting after 4 hours.
- Blue illuminated electronic control panel.
- 10 minute Timer (motor runs for 10 minutes and then automatically shuts off).
- 20 watt halogen lights (can be used w/ 10, 20, or 30w bulbs)
- Easy-to-clean Baffle Filter System, dishwasher safe.
- Hood can be installed to exhaust through the ceiling or rear wall

DHW MODEL



**Warranty: Limited, parts and labor for one year



36" STAINLESS STEEL WALL CHIMNEY HOODS

DHW361 | HERITAGE COLLECTION



FEATURES & BENEFITS

- 8" diameter exhaust. Can accommodate up to a 10" duct.
- Squirrel cage style blower. 4 blower speeds.
- Auto off setting after 4 hours.
- Blue illuminated electronic control panel.
- 10 minute Timer (motor runs for 10 minutes and then automatically shuts off).
- 20 watt halogen lights (can be used w/ 10, 20, or 30w bulbs)
- Easy-to-clean Baffle Filter System, dishwasher safe.
- Hood can be installed to exhaust through the ceiling or rear wall

**Warranty: Limited, parts and labor for one year

GENERAL PROPERTIES

FINISH	STAINLESS STEEL
--------	-----------------

OPTIONAL ACCESSORIES

RECIRCULATION KIT FOR DHW361	AVDHI
------------------------------	-------

NUMBER OF MOTORS

(1) SINGLE BLOWER	600 CFM
-------------------	---------

TECHNICAL INFORMATION

CIRCUIT REQUIREMENTS	120VAC, 15AMP, GROUNDED DEDICATED, 3-WIRE CIRCUIT
----------------------	---

TOTAL CONNECTED LOAD	120VAC/60HZ
----------------------	-------------

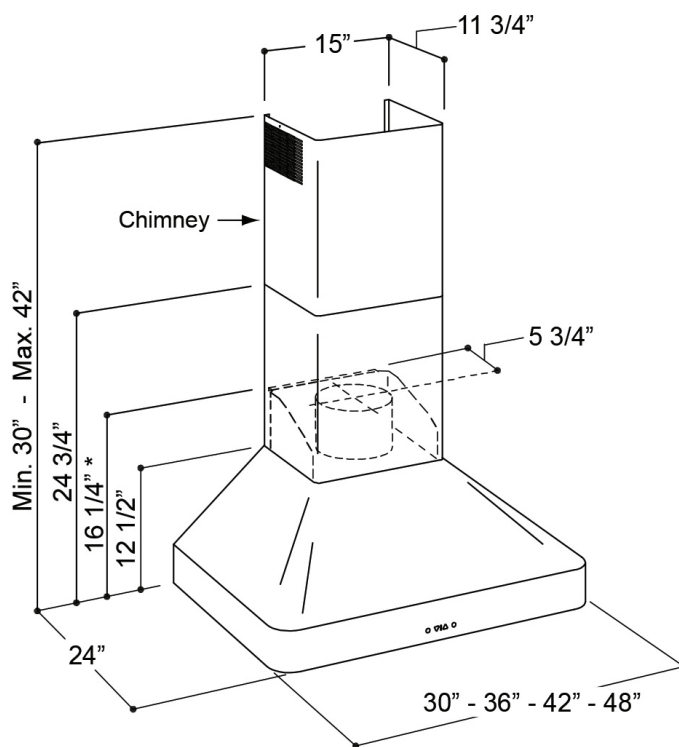
MAX CURRENT DRAW	3.4 AMPS
------------------	----------

SHIPPING WEIGHT	66LBS
-----------------	-------

PRODUCT DIMENSIONS

WALL DIMENSIONS (H X W X D) (IN.)	30"-42" X 36" X 24"
-----------------------------------	---------------------

DHW MODEL





30" STAINLESS STEEL WALL CHIMNEY HOODS

DHW301 | HERITAGE COLLECTION



MODEL DHW361 SHOWN

FEATURES & BENEFITS

- 8" diameter exhaust. Can accommodate up to a 10" duct.
- Squirrel cage style blower. 4 blower speeds.
- Auto off setting after 4 hours.
- Blue illuminated electronic control panel.
- 10 minute Timer (motor runs for 10 minutes and then automatically shuts off).
- 20 watt halogen lights (can be used w/ 10, 20, or 30w bulbs)
- Easy-to-clean Baffle Filter System, dishwasher safe.
- Hood can be installed to exhaust through the ceiling or rear wall

GENERAL PROPERTIES

FINISH

STAINLESS STEEL

OPTIONAL ACCESSORIES

RECIRCULATION KIT FOR DHW301

AVDH1

NUMBER OF MOTORS

(1) SINGLE BLOWER

600 CFM

TECHNICAL INFORMATION

CIRCUIT REQUIREMENTS

120VAC, 15AMP, GROUNDED
DEDICATED, 3-WIRE CIRCUIT

TOTAL CONNECTED LOAD

120VAC/60HZ

MAX CURRENT DRAW

3.4 AMPS

SHIPPING WEIGHT

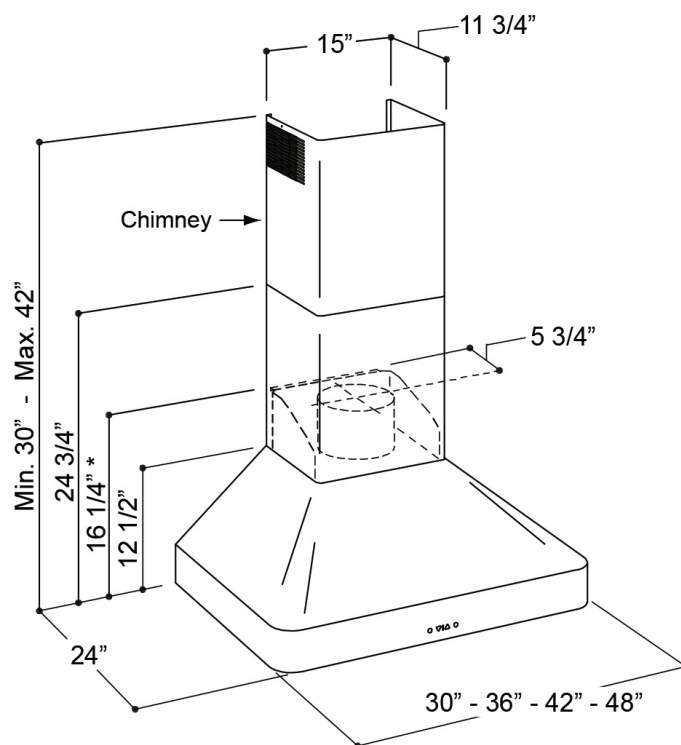
61LBS

PRODUCT DIMENSIONS

WALL DIMENSIONS (H X W X D) (IN.)

30"-42" X 30" X 24"

DHW MODEL



**Warranty: Limited, parts and labor for one year