

COMFORT SERIES TOBLINO



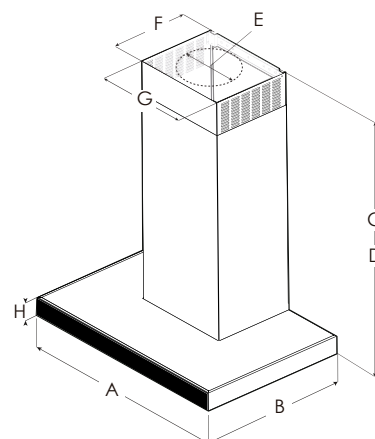
LED
LIGHT



3X LAYER
MESH FILTER

ELICA'S EXCLUSIVE
PLUS FEATURES

Toblino, with its super sleek hood design that's only 2" high is the perfect complement for modern kitchen designs that feature futuristic sharp architectural lines. Available in 24", 30" or 36" widths, Toblino features backlit push button controls, LED lights and 3 speed blower. Toblino features a telescopic chimney for up to 8'5" ceilings. Designed for standard ducted installation, Toblino can also be installed as recirculating system using the kit available as an accessory.



	ETB424SS	ETB430S2	ETB436S2
A	24" (60.9cm)	30" (76.2 cm)	36" (91.4 cm)
B	19 ¹ / ₁₆ " (50 cm)		
C*	Max: 35" (89 cm) Min: 20 ³ / ₄ " (52.7 cm)		
D**	Max: 31 ³ / ₁₆ " (79.2 cm) Min: 20 ¹ / ₂ " (52.2 cm)		
E	6" (15.24 cm)		
F	10 ³ / ₄ " (27 cm)		
G	13 ¹ / ₃₂ " (33 cm)		
H	1 ⁵ / ₈ " (4 cm)		

* Ductless (Recirculating) version
** Ducted version







SPECIFICATIONS

	24" Unit	30" Unit	36" Unit
Model:	ETB424SS	ETB430S2	ETB436S2
Dimensions:	24"W x 19 5/8"D x 19/16"H	30"W x 19 5/8"D x 19/16"H	36"W x 19 5/8"D x 19/16 "H
Blower Type(internal):	400 CFM(3-speed)		
Blower Performance:			
Speed 1	160 CFM		
Speed 2	280 CFM		
Speed 3	400 CFM		
Noise (sones):	Min:0.78, Max:6		
Woking Speed			
Finish:	Stainless Steel		
Controls:	Backlit Push Button		
Illumination:	2 LED		
Filter Type:	Dishwasher-Safe, Aluminum Mesh Filter		
Aluminum Mesh Filters:	2	2	2
Duct Transition:	8" Round with BackDraft Damper (top only)		
Installation Type:	Ducted Installation Only		
Electrical:	120V - 60 Hz		
KITS:			
Long Chimney Extension Kit:	KIT07285		
Recirculating Kit:	KIT0102875		
CFM Reduction Kit:	KIT02748		
CONSUMABLE PARTS:			
Replacement Grease Filter (1):	GRI0009219B	GRI0009219B	GRI0009219B
Replacement Light Bulb (1):	LMP0117673		
*Consumable parts are sold in units of one (1). Order accordingly			
INSTALL HEIGHTS:			
Ranger Hood:	Ducted: Min: 6'11", Max 8'7" Recirculating: Min: 7'0'', Max: 8'11''		
Ranger Hood with extension duct covers:	Ducted: Min: 8'5", Max 12'1" Recirculating: Min: 8'9'', Max: 12'5''		

PLUS FEATURES

 LED LIGHT - LED lighting is undoubtedly the smartest solution in terms of energy saving. Expected life time of over 20,000 hours.

 3X LAYER MESH FILTER - Elica aluminum mesh filters are a step above competition, featuring triple layered, anodized aluminum that is woven into highly dense mesh. The thick mesh captures more grease, anodization helps resist staining and provides durability to repeated cleanings in the dishwasher.