

3024RGL



24" Glass Door Refrigerator • Modular 3000 Series

FEATURES & BENEFITS



STAINLESS
FRAME



STAINLESS
FRAME (LOCK)



INTEGRATED
FRAME (STAINLESS
HANDLELESS PANEL)*



INTEGRATED
FRAME

PERFORMANCE

- Volume of 4.9 cu ft holds up to 114 bottles (12 oz) or 172 cans (12 oz)
- Temperature range: 34°F -70°F
- Convection cooling system rapidly and efficiently takes items to the set temperature
- U-Select® Control offers five distinct modes:
Beverage: 34°F - 65°F, Deli: 34°F - 40°F, Market: 34°F - 40°F,
Pantry: 34°F - 70°F, Root Cellar: 45°F - 55°F
- U-Select® Control with digital OLED display

INTERIOR/EXTERIOR

- Black interior is illuminated with LED theater lighting that automatically turns off when the door is closed, or can be set to stay on for 3, 6, or 24 hours
- Three adjustable tempered glass shelves with 11 height positions
- Full-extension, slide-out crisper drawer is removable for easy cleaning
- LowE coated, argon gas filled triple thermopane glass door provides protection from harmful UV light
- Stainless steel handle (7/8" diameter)
- The door swing on non-lock models is field reversible, and is shipped right-hand hinged
- Lock models must be ordered right-hand or left-hand hinged

INTEGRATION

- Robust, concealed and covered hinges with built-in door stop and closer
- Adjustable grille can be shifted front-to-back and up-and-down
- Integrated model requires 3/4" custom panel of your choice, or can accept U-Line Euro Style Handleless Stainless Panel Accessory (must be ordered separately)
- Grille can accept an integrated toe-kick
- Four independently adjustable leveling legs

MODEL DETAILS

Model	Voltage/Hz	Door Swing	Finish	Shipping Weight
U-3024RGLS-00B	115 / 60	Field Reversible	Stainless Frame	145 lb
U-3024RGLS-13B	115 / 60	Right-Hand Hinged	Stainless Frame (Lock)	145 lb
U-3024RGLS-15B	115 / 60	Left-Hand Hinged	Stainless Frame (Lock)	145 lb
U-3024RGLINT-00B	115 / 60	Field Reversible	Integrated Frame	142 lb

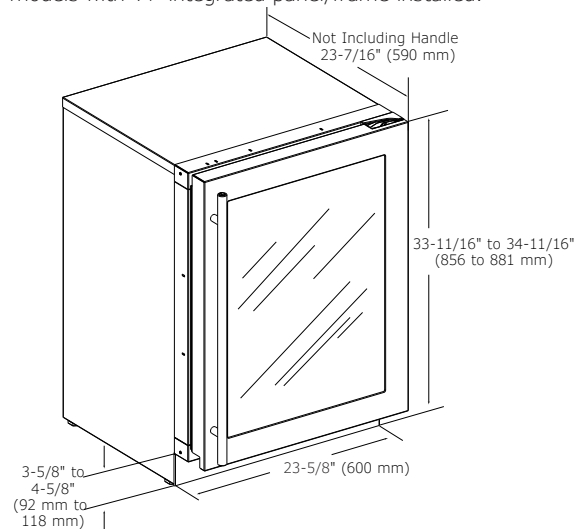
ACCESSORIES

Model	Description	Finish	Shipping Weight
ULASHP24FRAME*	Stainless Handleless Panel Frame	Stainless	8 lb

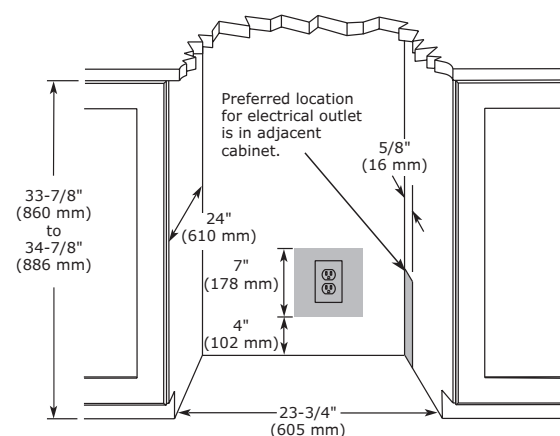
*Installs on integrated models.

DIMENSIONS

Dimensions shown apply to all finishes, including Integrated (INT) models with ¾" integrated panel/frame installed.



CABINET CUT-OUT



INSTALLATION NOTES

When installing adjacent to wall, ensure 2 ½" clearance on hinged side for 90° door opening, allowing ample room for door handle.

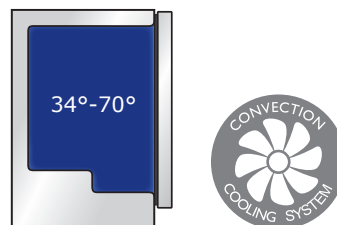
No additional clearance around sides, top or rear of unit is needed for ventilation.

Do not obstruct front grille air flow.

SPECIFICATIONS

Model	3024RGL
Amps: Running	1.2
Capacity: Bottle (12 oz)	114
Capacity: Can (12 oz)	172
Capacity: Volume (cu ft)	4.9
Control Type	U-Select®
Dimensions: Product Depth	23 7/16" / 590 mm
Dimensions: Product Height	33 11/16" / 856 mm
Dimensions: Product Width	23 5/8" / 600 mm
Energy Consumption: Avg. Per Year	270 kWh
ENERGY STAR / CEE RATING	ENERGY STAR / Tier 1
Panel Height	30" / 762 mm
Panel Thickness	¾" / 20 mm
Panel Type	2 ¾" / 70 mm Frame Panel
Panel Width	23 ½" / 595 mm
Product Weight: Max	135 lb
Refrigerant Type	R600a
Sabbath (Star K Certified)	Yes
Temperature Range	34°F - 70°F

COOLING SYSTEM



ELECTRICAL REQUIREMENTS

This unit requires a grounded, polarized 115 VAC, 60 Hz, 15 A power supply (normal household current).



Please visit u-line.com to view this model's User Guide & Service Manual. All Specifications are subject to change without notice.