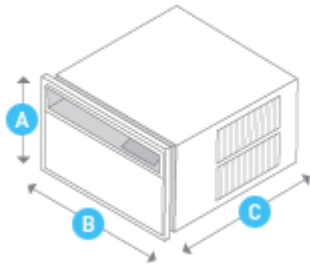




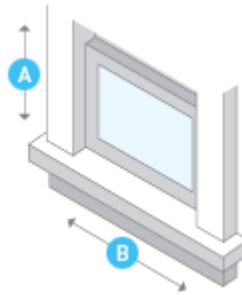
## Chill CP05G10B

Cooling BTU: **5200**  
 Heating BTU: **n/a**  
 EER: **11.2**  
 CEER: **11**



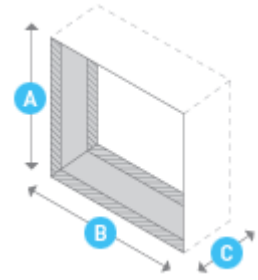
### Unit Dimensions

Height: **12 5/16"**  
 Width: **18 9/16"**  
 Depth: **15 7/16"**



### Window Dimensions

Height: **12 5/16"**  
 Width: **20 1/8"**  
 Depth: **36"**



### In-Wall Dimensions

Height: **n/a**  
 Width: **n/a**  
 Depth: **n/a**

### Additional Measurement Information

Depth to Louvers: **n/a**  
 Sleeve Size: **P1**

### Detailed Electrical Information



Voltage: **115**  
 Cooling Amps: **4.3**  
 Heating Amps: **n/a**

### Additional Specification Details

Air Circulation: **140 cubic feet per minute**  
 Est. Yearly Operating Costs: **\$42**  
 Moisture Removal: **1.5 pints per hour**  
 Net Weight: **46 lbs**  
 Shipping Weight: **50 lbs**



Get up to **\$30** back with rebate!

Visit [Friedrich.com/Rebates](http://Friedrich.com/Rebates) for more information.  
 Rebate offer expires 8/31/2019.