



[Home](#) [Products](#) [Washing Machines, Tumble Dryers and Ironing Systems](#) [Product selection of tumble dryers](#) [TWB120WP](#)



TWB120WP

T1 Classic heat-pump tumble dryer

- Ventless, up to 60% energy savings with heat-pump technology ⓘ
- Precision drying of all textiles – Perfect Dry
- ENERGY STAR® qualified
- Fragrant laundry just the way you like it – FragranceDos ⓘ
- Easy fingertip operation - DirectSensor



Price: \$ 1,199.00

[Find a dealer](#)



Product details - TWB120WP




Construction type	^
Stackable	• ⓘ
Side-by-Side	• ⓘ
Slot-in	• ⓘ
Door hinging	right



Construction type	^
Heat-pump dryer	•



Design	^
Appliance color	Lotus white
Control panel color	Lotus white
Rotary selector color	Lotus White
Fascia panel version	Straight
Control type	Rotary selector
Control panel	DirectSensor yellow, 7 segment



Drying results	^
----------------	---





FragranceDos ⓘ


FragranceBox	• 
PerfectDry	• 
Intelligent drum reversal	• 



Gentle laundry care	
Honeycomb drum	• 
Load in lbs. (kg)	18 (8.0)


Control panel	
Delay start up to 24 h	•
Countdown indicator	•
Drum lighting	LED
Condensed water container	•
Integrated condensed water drainage	• 


Efficiency and sustainability	
EcoDry technology	•
ProfiEco motor	• 

Drying programs	
Delicates	•
Express	• 
Outdoor	• 
Proofing	• 
Normal	•
Wrinkle-free	•
Smoothing	•
Woolens/Silks	•
Dress Shirts	•
Time Dry	•
Denims	•
Bed Linen	•

Drying options	
Anti-crease action	• 
Gentle tumble	•
Acoustic signal	•

Quality	
Enamelled front	• 

Safety	
Lock code	•
Clean filter" indication	•

Technical data	
Dimensions (width) in	23 1/2 (596)

in.(mm)	25 1/2 (650)
Dimensions (height) in in.(mm)	33 1/2 (850)
Dimensions (depth) in in.(mm)	25 3/8 (643)
Depth with door open in in.(mm)	42 1/2 (1,077)
Weight in lbs. (kg)	135 (61)
Total connected load in kW	1.0
Fuse rating in A	15
Length of supply lead in feet (ft.)	6 (2)
Type of coolant	R134a

Subject to technical changes; no liability accepted for the accuracy of the information given!

¹ Patent: EP 2 431 516