

Tips *for* Safer Cooking



Whirlpool Corporation
Benton Harbor, MI 49022 U.S.A.

For further information, contact us on the
World Wide Web <http://www.whirlpoolappliances.com>

® Registered trademark/™ Trademark of Whirlpool U.S.A.
© 2000 Whirlpool Corporation

Part No. 98007130 Rev. A.
Stylmaster No. STM01361 Rev. 0.

Printed in Mexico

*An important
safety message
for you and
your family*

Accidents in the home are common, as we all know. And many of these can happen when you're cooking. A few common-sense measures can protect you and your family whether you are preparing an elaborate dinner or a quick snack. Follow these few DO's and DON'T's to help keep your kitchen safe.

How to help PREVENT cooking fires



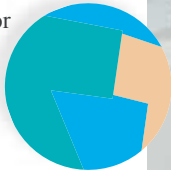
DO stay in the kitchen when cooking on your range. Many cooking fires are the result of absentee cooks.

DO turn pan handles away from the cooktop edge. A bumped handle can cause spills that can result in painful burns.




DO supervise children when they work in the kitchen. **DO** stress safety when teaching children to cook.

DO wear short or close-fitting sleeves when cooking. **DO** keep your apron securely tied.



DO keep cooktop surfaces clean. Grease buildups can catch fire.

DO keep flammable fabrics away from elements or burners. **DO** provide cool, well-ventilated storage for cleaning fluids and solvents. **DON'T** keep gasoline in the house.



DO have a smoke detector in your home. **DO** check it monthly to make sure it is working; replace batteries when necessary.




How to PUT OUT cooking fires




DO call your Fire Department immediately Dial 911 to reach Emergency Services in most communities.

DO cut off air to a grease fire by covering it with a pan lid. **DON'T** remove the lid until the pan cools. **DO** turn off the element or burner.



DO close the oven door and turn off the heat to put out a fire in the oven.



DO have a fire extinguisher of the correct type and make sure you know how to use it.



DO put out other cooking fires by smothering them with baking soda. **DON'T** use water or flour to put out a cooking fire.



DO keep this folder in a safe, easily accessible place so you can refer to it if you should have a cooking fire.

